



Foam Processor Tray

SPECIFICATIONS

ITEM	DIMENSIONS (inches)	UNITS PER CASE	CASE CUBE
2P	5.75 x 8.25 x 1.0	400	4.0
2PP	6.125 x 8.25 x 1.0	400	4.1
3P	6.625 x 8.625 x 1.0	300	3.9
3DP	6.625 x 8.625 x 1.5	400	4.9
4DDP	7 x 9.125 x 1.5	400	5.6
4HP	7.188 x 9.25 x 1.375	400	4.8
5TP	4.5 x 10.5 x 1.0	500	4.1
8HP	8.25 x 10.5 x 1.25	400	6.6
9P	9.0 x 11.625 x 1.5	200	4.7
10P	5.75 x 11.0 x 1.25	400	4.2
15/25P	8.0 x 14.5 x 1.25	200	4.4
16HDP	7.125 x 12.0 x 1.0	400	4.9
16HDDP	7.125 x 11.0 x 1.5	400	5.8

Available with paper or foam padding.

Colors: Standard white, yellow, light blue, dark blue, black, rose and green.



2P



2PP



3P



3DP



4DDP



4HP



5TP



8HP




9P




10P



15P/25P



16HDP



16HDDP



Foam Processor Tray

SPECIFICATIONS	ITEM	DIMENSIONS (inches)	UNITS PER CASE	CASE CUBE
	22KP	9.981 x 11.981 x 2.89	100	4.7
	25DP	8.25 x 13.625 x 1.413	100	3.4
	33P	7.0 x 7.75 x 1.0	400	5.1
	148DP	8.0 x 14.0 x 1.413	200	7.0
	809DP	9.25 x 11.25 x 2.0	200	5.4

Available with paper or foam padding.

Colors: Standard white, yellow, light blue, dark blue, black, rose and green.



22KP



25DP



33P



148DP



809DP




Heavy Foam Tray

SPECIFICATIONS

ITEM	DIMENSIONS (inches)	UNITS PER CASE	CASE CUBE
2H	5.75 x 8.25 x .875	500	3.7
3H	6.625 x 8.625 x 1.0	300	3.9
3DH	6.625 x 8.625 x 1.5	400	4.9
4DH	7.188 x 9.25 x 1.375	500	4.8
8H	8.25 x 10.5 x 1.25	400	5.7
9H	9.75 x 11.75 x 1.25	250	5.2
9LH	9.875 x 11.875 x 1.063	200	5.0
10H	5.75 x 11.0 x 1.25	400	4.2
17LDH	4.625 x 8.625 x 1.413	500	3.4
20KH	8.75 x 12.0 x 2.5	100	3.3
25HSH	8.0 x 14.75 x .913	250	5.3
25SAH	7.975 x 14.875 x .975	200	4.9
42H	5.847 x 8.159 x 2.125	500	4.8


Available with paper or foam padding.

Colors: Standard white, yellow, light blue, dark blue, black, rose and green.



2H

3H



3DH

4DH



8H

9H

9LH



10H

17LDH

20KH



25HSH

25SAH

42H



Heavy Foam Tray SPECIFICATIONS

ITEM	DIMENSIONS (inches)	UNITS PER CASE	CASE CUBE
54H	6.5 x 10.75 x 1.413	400	7.3
1014H	10.0 x 14.0 x 1.187	100	2.1
1014SH	10.0 x 14.0 x .875	100	2.1
2 CPH	5.8125 x 9.1875	200	4.3

Available with paper or foam padding.

Colors: Standard white, yellow, light blue, dark blue, black, rose and green.



54H



1014H



1014SH



2 CPH



Cake Circles SPECIFICATIONS

ITEM	DIMENSIONS (inches)	UNITS PER CASE	CASE CUBE
CC-588	5.875" Diameter	1000	4.2
CC-625	6.25" Diameter	1000	4.2
CC-7.25	7.25" Diameter	1000	5.6
CC-800	8.00" Diameter	500	4.2
CC-825	8.25" Diameter	500	4.2
CC-900	9.00" Diameter	500	4.2



CC-588



CC-625

Colors: Standard white, yellow, light blue, dark blue, black, rose and green.



CC-7.25



CC-800



CC-825



CC-900



Platters

SPECIFICATIONS	ITEM	DIMENSIONS (inches)	UNITS PER CASE	CASE CUBE
	12PL	12" Diameter	100	3.1

Colors: Standard white, yellow, light blue, dark blue, black, rose and green.



12PL



Dome not included



Fruit Tray SPECIFICATIONS

ITEM	DIMENSIONS (inches)	UNITS PER CASE	CASE CUBE
9.0	9.8125 x 15.8125 x 1	500	4.1
1.5	5.1875 x 8.8125 x 1	500	3.7
1.0	5.8125 x 8.125 x 1	500	3.7

Colors: Standard white, yellow, light blue, dark blue, black, rose and green.



9



1.5



1.0



Custom Trays **GROWING TO FIT YOUR NEEDS...**

Molds

Commodore has the ability to manufacture molds in-house... which means quick to market with new products.

Thickness range: 1/16" x 5/16"

Length/Width: 19.5" x 26.5"

Depth: Up to 3"

Product

Colors:

Standard white, yellow, light blue, dark blue, black, rose and green.

Custom colors available.

